



LIFTING TECHNOLOGIES, LLC

PRODUCT CATALOG

INDEX

ABOUT LIFTING TECHNOLOGIES.....2

PREMIER SERIES CRANE SUSPENDED MANBASKETS.....3-4

PROFESSIONAL SERIES CRANE SUSPENDED MANBASKETS 5-6

PREMIER SERIES FORKLIFT MANBASKETS.....7

PROFESSIONAL SERIES FORKLIFT MANBASKETS.....8

MATERIAL HANDLING PLATFORMS.....9-10



ABOUT LIFTING TECHNOLOGIES

LIFTING TECHNOLOGIES IS A MANUFACTURER OF SUPERIOR QUALITY CRANE SUSPENDED & FORKLIFT MANBASKETS & MATERIAL PLATFORMS.



Lifting Technologies was founded in 1987 with the goal of providing a product to safely lift personnel with a crane. OSHA had recently passed new rules pertaining to manbaskets and Lifting Technologies was the first on the scene with an OSHA compliant manbasket. Our forklift mounted manbaskets followed a few years later along with the development of the Quick Claw® attachment that allows the platform to securely latch to the forks. Like our crane suspended manbaskets, safety and quality were a must for the forklift platforms. At the request of our growing customer base, Lifting Technologies built and sold its first material platform in 1992.

Since the original company founding, LT has built thousands of high quality, durable platforms for lifting personnel and material and sold them all over the world. Our tireless dedication to safety and quality craftsmanship has made us the industry leader for job sites, warehousing and facilities use, manufacturing, and other work environments where manbaskets and material platforms are used. Not only are our work platforms OSHA compliant, but they have also been used in training programs in OSHA compliance. In addition, Lifting Technologies has evolved into a true custom manufacturer that has fabricated a wide range of platforms built to meet job-specific needs.

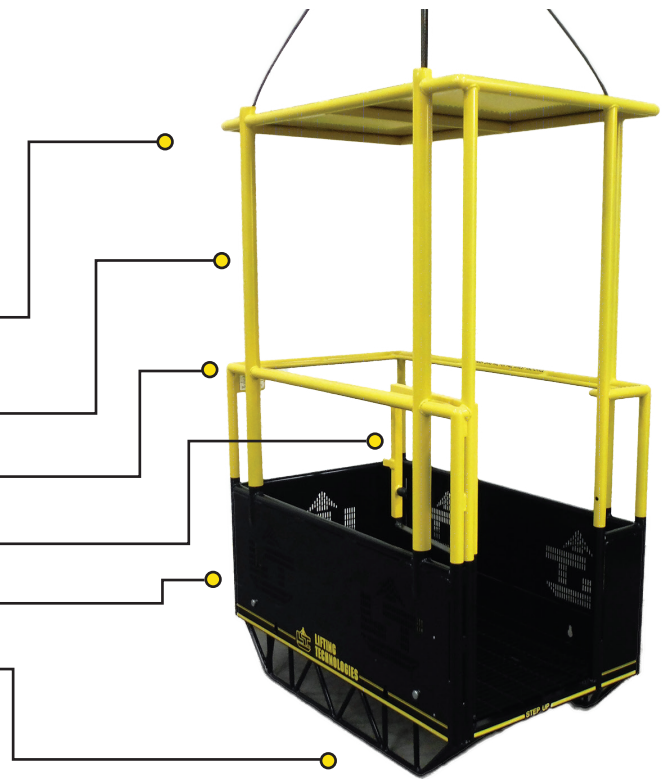


PREMIER SERIES CRANE SUSPENDED MANBASKETS

The Premier Series manbasket by **Lifting Technologies LLC** is built with a high-strength steel frame and a base-attached sling assembly. It also provides durability with a yellow and black powder coat finish and skids to keep it up off of poor ground conditions.

KEY FEATURES

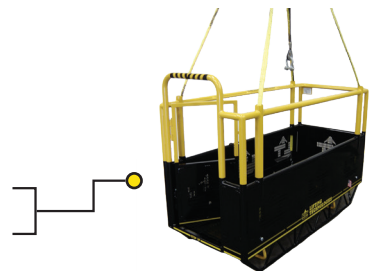
- ▣ Designed, built and certified in full compliance with OSHA 29 CFR Part 1926.1431 Hoisting Personnel
- ▣ Dedicated four-leg sling assembly
- ▣ Optional overhead protection
- ▣ High-strength 0.140" or 0.145" wall, 1.660" or 1.900" round tubular steel frame.
- ▣ 42" high gaurdrail and full-perimeter inner grab rail
- ▣ Inward-opening access gate
- ▣ Perforated steel sides from toeboard to mid-rail
- ▣ Detachable test weight system with pins
- ▣ Electrostatic powder coat finish in yellow and black



MODEL BM2-600S

RECTANGULAR MANBASKETS

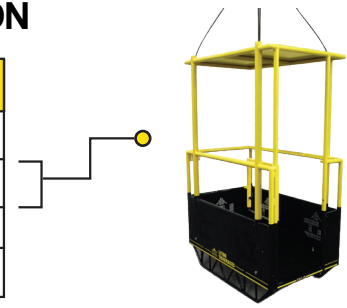
RECTANGULAR MODELS	WIDTH	LENGTH	CAPACITY (LBS.)	TEST WEIGHT (LBS.)	BASKET WEIGHT (LBS.)
BM1-300G	29"	38"	300	375	395
BM2-600G	36"	60"	600	750	530
BM3-900G	36"	84"	900	1125	660
BM4-1200G	36"	108"	1200	1500	805



MODEL BM3-900G

RECTANGULAR MANBASKETS WITH OVERHEAD PROTECTION

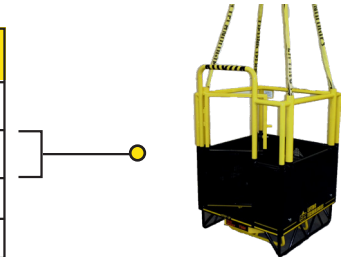
RECTANGULAR MODELS	WIDTH	LENGTH	CAPACITY (LBS.)	TEST WEIGHT (LBS.)	BASKET WEIGHT (LBS.)
BM1-300S	29"	38"	300	375	475
BM2-600S	36"	60"	600	750	685
BM3-900S	36"	84"	900	1125	870
BM4-1200S	36"	108"	1200	1500	1130



MODEL BM2-600S

SQUARE MANBASKETS

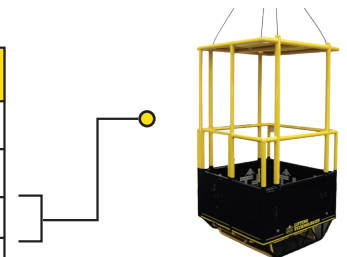
SQUARE MODELS	WIDTH	LENGTH	CAPACITY (LBS.)	TEST WEIGHT (LBS.)	BASKET WEIGHT (LBS.)
SM1-300G	29"	29"	300	375	315
SM2-600G	38"	38"	600	750	430
SM3-900G	48"	48"	900	1125	530
SM4-1200G	58"	58"	1200	1500	675



MODEL SM2-600G

SQUARE MANBASKETS WITH OVERHEAD PROTECTION

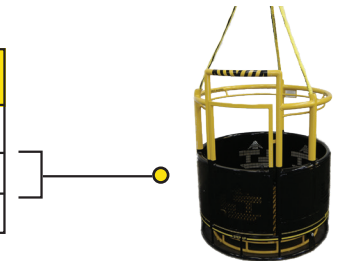
SQUARE MODELS	WIDTH	LENGTH	CAPACITY (LBS.)	TEST WEIGHT (LBS.)	BASKET WEIGHT (LBS.)
SM1-300S	29"	29"	300	375	405
SM2-600S	38"	38"	600	750	555
SM3-900S	48"	48"	900	1125	690
SM4-1200S	58"	58"	1200	1500	865



MODEL SM3-900S

ROUND MANBASKETS

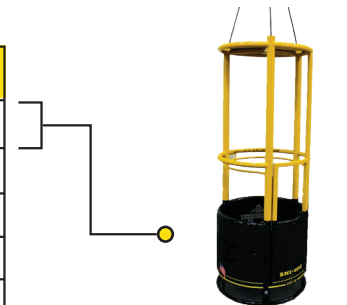
ROUND MODELS	DIAMETER (IN)	CAPACITY (LBS.)	TEST WEIGHT (LBS.)	BASKET WEIGHT (LBS.)
RM2-600G/38	38"	600	750	355
RM3-900G/48	48"	900	1125	430
RM4-1200G/60	60"	1200	1500	560



MODEL RM3-900G/48

ROUND MANBASKETS WITH OVERHEAD PROTECTION

ROUND MODELS	DIAMETER (IN)	CAPACITY (LBS.)	TEST WEIGHT (LBS.)	BASKET WEIGHT (LBS.)
RM1-250S/ 26 /32	26" / 32"	250	313	355 / 380
RM1-300S/ 26 / 32	26" / 32"	300	375	355 / 380
RM2-600S/38	38"	600	750	435
RM3-900S/48	48"	900	1125	525
RM4-1200S/60	60"	1200	1500	710



MODEL RM1-250S/26

Manbaskets have a 42" guardrail height from the floor, and overhead models have a 79" inside height from the floor to the overhead frame.



PROFESSIONAL SERIES CRANE SUSPENDED MANBASKETS

The solid red Professional Series manbasket by **Lifting Technologies LLC** is designed and built for the budget-conscious user. The personnel platform provides many of the high-quality features and benefits of LT's famous yellow-and-black Premier Series with less weight.

KEY FEATURES

- ▣ Designed, built and certified in full compliance with OSHA 29 CFR Part 1926.1431 Hoisting Personnel
- ▣ Dedicated four-leg sling assembly
- ▣ Optional overhead protection
- ▣ High-strength 0.120" wall, 1.500" square tubular steel frame
- ▣ 42" high gaurdrail and full-perimeter inner grab rail
- ▣ Inward-opening access gate
- ▣ Perforated steel sides from toeboard to mid-rail
- ▣ Electrostatic powder coat finish in solid red (test weight and pins in safety yellow)
- ▣ Detachable test weight system with pins



MODEL SECO2-600

RECTANGULAR MANBASKETS

RECTANGULAR MODELS	WIDTH	LENGTH	CAPACITY (LBS.)	TEST WEIGHT (LBS.)	BASKET WEIGHT (LBS.)
REC1-300	28.25"	38"	300	375	305
REC2-600	36"	60"	600	750	410
REC3-900	36"	84"	900	1125	570
REC4-1200	36"	108"	1200	1500	645



MODEL REC3-900

RECTANGULAR MANBASKETS WITH OVERHEAD PROTECTION

RECTANGULAR MODELS	WIDTH	LENGTH	CAPACITY (LBS.)	TEST WEIGHT (LBS.)	BASKET WEIGHT (LBS.)
RECO1-300	28.25"	38"	300	375	405
RECO2-600	36"	60"	600	750	530
RECO3-900	36"	84"	900	1125	640
RECO4-1200	36"	108"	1200	1500	825



MODEL RECO3-900

SQUARE MANBASKETS

SQUARE MODELS	WIDTH	LENGTH	CAPACITY (LBS.)	TEST WEIGHT (LBS.)	BASKET WEIGHT (LBS.)
SEC1-300	28.25"	28.25"	300	375	250
SEC2-600	48"	48"	600	750	405
SEC3-900	48"	48"	900	1125	405
SEC4-1200	58"	58"	1200	1500	585



MODEL SEC2-600

SQUARE MANBASKETS WITH OVERHEAD PROTECTION

SQUARE MODELS	WIDTH	LENGTH	CAPACITY (LBS.)	TEST WEIGHT (LBS.)	BASKET WEIGHT (LBS.)
SECO1-300	28.25"	28.25"	300	375	420
SECO2-600	48"	48"	600	750	525
SECO3-900	48"	48"	900	1125	525
SECO4-1200	58"	58"	1200	1500	740



MODEL SECO4-1200

ROUND MANBASKETS

ROUND MODELS	DIAMETER (IN)	CAPACITY (LBS.)	TEST WEIGHT (LBS.)	BASKET WEIGHT (LBS.)
ERM3-900/48 (SLINGS)	48"	900	1125	350
ERM4-1200/60 (SLINGS)	60"	1200	1500	530

ROUND MANBASKETS WITH OVERHEAD PROTECTION

ROUND MODELS	DIAMETER (IN)	CAPACITY (LBS.)	TEST WEIGHT (LBS.)	BASKET WEIGHT (LBS.)
ERM1-250/ 19 / 21 / 26 / 32	19" / 21" / 26" / 32"	250	313	180 / 200 / 240 / 300
ERM1-300/ 26 / 32	26" / 32"	300	375	240 / 300
ERM2-600/38	38	600	750	340
ERMO3-900/48 (SLINGS)	48	900	1125	450
ERMO4-1200/60 (SLINGS)	60	1200	1500	595



MODEL ERM2-600/38

Manbaskets have a 42" guardrail height from the floor, and overhead models have a 79" inside height from the floor to the overhead frame.

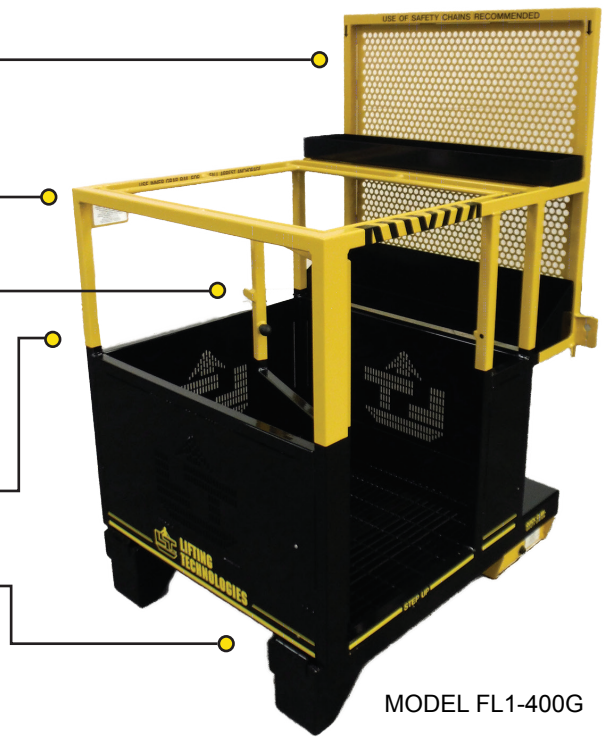


PREMIER SERIES FORKLIFT MANBASKETS

The Premier Series forklift work platform by **Lifting Technologies LLC** is built with a high-strength steel frame to handle the most rugged work environments while providing the ultimate in functional safety for lifting personnel with a forklift.

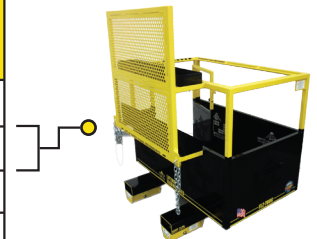
KEY FEATURES

- ☒ Protective mastguard of perforated panel
- ☒ 42" high guardrail and full-perimeter inner grab rail
- ☒ Security Chains
- ☒ Locking access gate opens inward only
- ☒ Electrostatic powder coat finish in black and safety yellow
- ☒ High-strength 0.120" wall, 1.500" square tubular steel structure
- ☒ Quick Claw® Safety System automatically secures platform to forks when lifted and releases it when returned to floor
- ☒ Meets OSHA and ANSI/ITSDF rules



MODEL FL1-400G

PREMIER SERIES	PLATFORM DIMENSIONS * (IN)		MAX RATED LOAD CAPACITY (LBS.)	BASKET WEIGHT (LBS.)	RECOMMENDED MINIMUM FORKLIFT CAPACITY ** (LBS.)
	WIDTH	LENGTH			
FL1-400G	40"	36"	400	540	2500
FL2-700G	60"	36"	700	640	3000
FL2-800G	48"	48"	800	685	3500
FL3-1200G	84"	36"	1200	785	4500
FL4-1600G	108"	48"	1600	1080	5500



MODEL FL2-700G

* Manbaskets have a 42" guardrail height from the floor and 62" mastguard protection height from the floor. California models have 84" height of mastguard protection. For ANSI compliance, model width cannot exceed 10" on each side of forklift tire width.

**The combined weight of platform, load, and personnel not to exceed 1/2 of the capacity of the forklift.

PROFESSIONAL SERIES FORKLIFT MANBASKETS

The Professional Series forklift work platform by **Lifting Technologies LLC** is designed and built for industrial and warehousing applications. This 42" high unit provides many of the high-quality features and benefits of LT's heavy-duty Premier Series forklift work platform with less weight.

KEY FEATURES

- ☒ Protective mastguard of expanded metal
- ☒ 42" high guardrail and full-perimeter inner grab rail
- ☒ Security Chains
- ☒ Locking access bar opens inward only
- ☒ Electrostatic powder coat finish in safety yellow
- ☒ High-strength 0.120" wall, 1.250" or 1.500" square tubular steel structure
- ☒ Quick Claw® Safety System automatically secures platform to forks when lifted and releases it when returned to floor
- ☒ Meets OSHA and ANSI/ITSDF rules



MODEL EFL1-400

PROFESSIONAL SERIES	PLATFORM DIMENSIONS * (IN)		MAX RATED LOAD CAPACITY (LBS.)	BASKET WEIGHT (LBS.)	RECOMMENDED MINIMUM FORKLIFT CAPACITY ** (LBS.)
	WIDTH	LENGTH			
EFL1-400	40"	36"	400	390	2000
EFL2-700	60"	36"	700	475	2500
EFL2-800	48"	48"	800	490	3000
EFL3-1200	84"	36"	1200	575	4000
EFL4-1600	108"	48"	1600	900	5500



MODEL EFL3-1200

* Manbaskets have a 42" guardrail height from the floor and 62" mastguard protection height from the floor. California models have 84" height of mastguard protection. For ANSI compliance, model width cannot exceed 10" on each side of forklift tire width.

**The combined weight of platform, load, and personnel not to exceed 1/2 of the capacity of the forklift.



MATERIAL HANDLING PLATFORMS

LT built and sold its first material only platform in 1992. We have since built several hundred of these platforms. The uniqueness of this platform is that no two platforms are alike - as they are all designed to fit a customer's lifting needs. One of our most frequently asked questions is "which models do you have in stock" and the answer is almost always the same - "none".

Each time we get a customer inquiry for a material platform, we begin a dialogue with the customer to determine all the various specifications they want in their platform. We ask the customer about how they plan to use the platform and go through a list of questions about options they may need in their application. Items such as capacity, length, width, height, gate or ramp, type of floor, etc. are all specified by the customer. These platforms can be crane or hoist suspended, forklift mounted, or both.

NOTE: Please allow our normal lead time for delivery since each material platform sold is built specifically for each customer's needs.



48" (W) X 60" (L) X 24" (H)



60" (W) X 60" (L) X 48" (H)



42" (W) X 78" (L) X 12" (H)



72" (W) X 72" (L) X 30" (H)
WITH DOUBLE HINGE LID



72" (W) X 84" (L) X 36" (H)
WITH REMOVABLE BAR



48" (W) X 96" (L) @ TOP
X 24" (H) DUMP BOX



30" (W) X 42" (L) X 30" (H)



24" (DIAMETER) X 30" (H)
PIVOTING SINGLE PICK



48" (W) X 96" (L) X 24" (H)
DUMP BOX WITH SLOPED END



60" (W) X 60" (L) X 46" (H)



32" (W) X 30" (L) X 12" (H)



32" (W) X 60" (L) X 32" (H)



30" (W) X 30" (L) X 16" (H)



48" (W) X 132" (L) X 24" (H)



30" (W) X 40" (L) X 36" (H)



24" (W) X 48" (L) X 30" (H)
DOUBLE HINGED LIDS



48" (W) X 56" (L) X 72" (H)
SINGLE PICK SOLID SIDES



33" (W) X 28" (L) X 57" (H)
CYLINDER WITH 2 COMPARTMENTS

VISIT OUR WEBSITE FOR MORE EXAMPLES OF CUSTOM SOLUTIONS - WWW.LIFTTECH.COM

